







Planting A Flower Garden Cut and Paste Activities



smalltowngiggles

Name _____

Match the flowers pot to the same color flower.









Name _____

Match the watering cans.











			
			
			







Name _____


Match the flowers that go together



Name _____





Cut and Paste what comes next


	
	
	
	



Name _____





Cut and Paste what comes next


	
	
	
	



Name _____




Cut and Paste what comes next











Name _____

Cut and Paste what comes next










Name _____

Cut out lower case letters and paste under the upper case letter.



Name _____

Cut out lower case letters and paste under the upper case letter.



Name _____

Cut out lower case letters and paste under the upper case letter.













U	V	W		
X	Y	Z		



y	u	z		
v	w	x		

Name _____

Cut out shapes and paste under matching shape



Name _____

Cut out and then paste the matching number.

1

2

3

4

5

6

7

8

9

10

5

1

10

9

4

8

3







7

2

6

Name _____

Cut out the numbers and paste under correct place.

4

8

1







10


3

5

Name _____



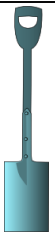

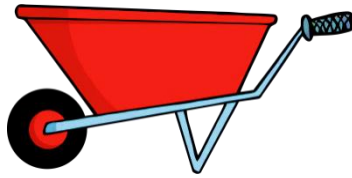
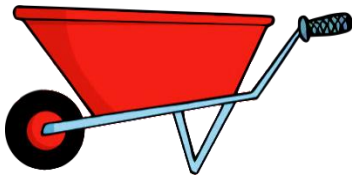
Cut out the numbers and paste under correct place.

		
6	9	12
2	11	7

Name _____

Count the garden items and paste the right number in the blank place.



7

4



10

2

6

Name _____

Count the garden items and paste the right number in the blank place.



9

5

3

8

1

Name _____

Count the flowers in each box and write right number in the blank place or cut and paste the right number from the bottom of page 19.



1

+ 1

--



4

+ 4

--



4

+ 2

--



3

+ 2

--

Name _____

Count the flowers in each box and write right number in the blank place or cut and paste the right number from the bottom of page 19.



4

+ 5

--



2

+ 2

--



1

+ 0

--



5

+ 2

--

Name _____

Count the flowers in each box and write the right number in the blank place or cut and paste the right number from the bottom of page 19.



$$\begin{array}{r} 2 \\ + 1 \\ \hline \end{array}$$




$$\begin{array}{r} 7 \\ + 3 \\ \hline \end{array}$$



1	2	3	4	5	6
	7	8	9	10	

Name _____

Subtract the objects in each row and write the number or cut and paste the number from page 22 in the box.



$$\begin{array}{r} 4 \\ - 1 \\ \hline \end{array}$$


3




$$\begin{array}{r} 10 \\ - 4 \\ \hline \end{array}$$



$$\begin{array}{r} 6 \\ - 4 \\ \hline \end{array}$$



$$\begin{array}{r} 4 \\ - 1 \\ \hline \end{array}$$



$$\begin{array}{r} 10 \\ - 3 \\ \hline \end{array}$$


Name _____

Subtract objects in each row and write the number or cut and paste the number from page 22 in the box.

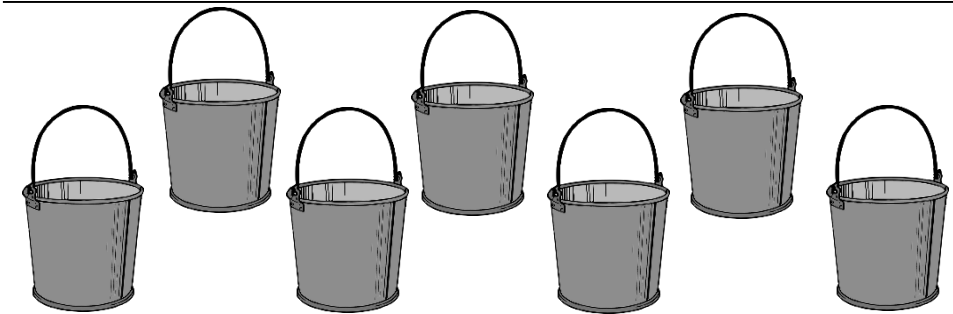


$$\begin{array}{r} 5 \\ - 2 \\ \hline \end{array}$$


3




$$\begin{array}{r} 5 \\ - 4 \\ \hline \end{array}$$



$$\begin{array}{r} 7 \\ - 2 \\ \hline \end{array}$$



$$\begin{array}{r} 5 \\ - 1 \\ \hline \end{array}$$



$$\begin{array}{r} 10 \\ - 2 \\ \hline \end{array}$$

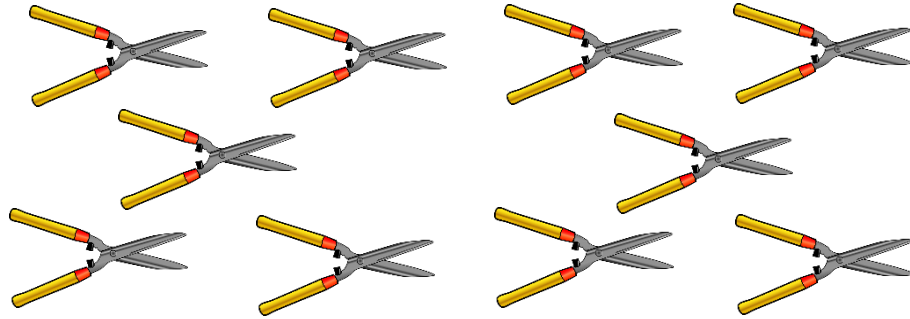
Name _____

Subtract the objects in each row and write the number or cut and paste the number from page 22 in the box.



$$\begin{array}{r} 6 \\ - 3 \\ \hline \end{array}$$

3



$$\begin{array}{r} 10 \\ - 1 \\ \hline \end{array}$$



$$\begin{array}{r} 10 \\ - 0 \\ \hline \end{array}$$



1	2	3	4	5
6	7	8	9	10

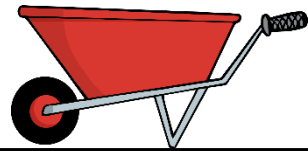

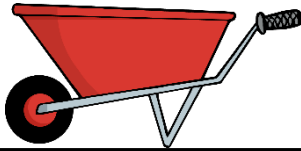
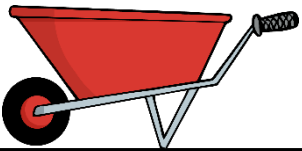
Name _____

Paste a sun under the second (2) watering nozzle.



--	--	--	--

Paste an sun under the first (1) wheel barrel.



--	--	--	--

Paste an sun under the fourth (4) garden glove.



--	--	--	--







Name _____

Paste a sun under the third (3) flower box .




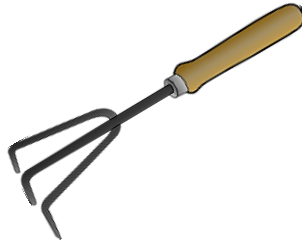
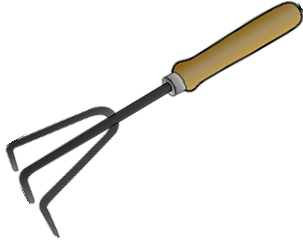
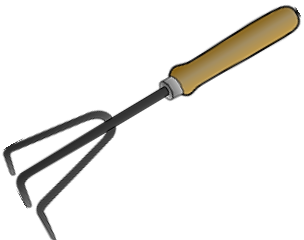
--	--	--	--

Paste a sun can the fourth (4) trowel.



--	--	--	--

Paste a sun under the second (2) hand rake.




--	--	--	--






Name _____




Cut out and paste a check mark under the flower that is different in each row.



--	--	--	--	--



--	--	--	--	--



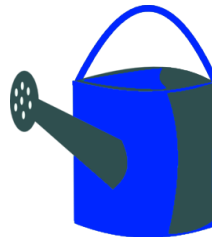
--	--	--	--	--



✓	✓	✓
---	---	---

Name _____


Cut out and paste a check mark under the watering can that is different in each row.



--	--	--	--	--



--	--	--	--	--



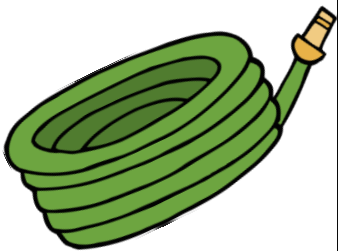





--	--	--	--	--




✓	✓	✓
---	---	---


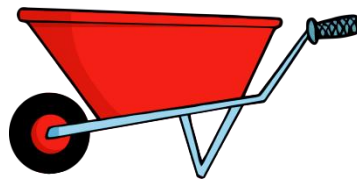

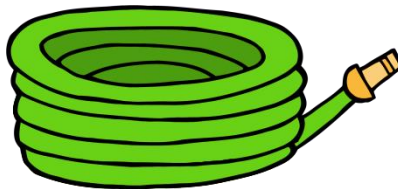


Name _____

Match the objects that go together



Cut out the things that go with a garden and paste them under the flower garden on page 29.



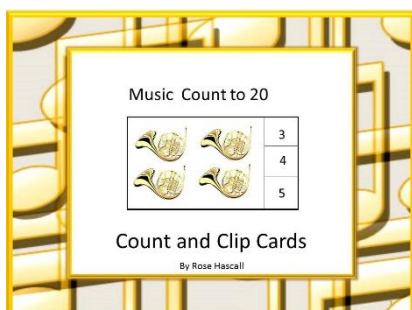
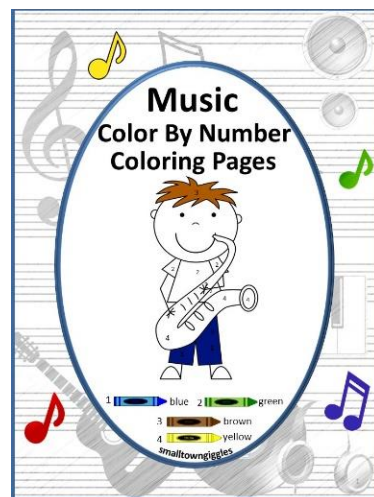
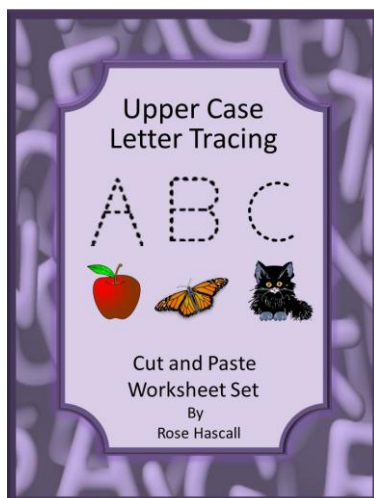
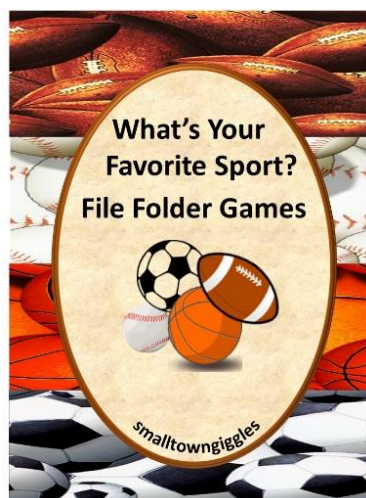




Please visit my store for more early childhood and special education activities, including task cards, file folder games, cut and paste worksheets, lapbooks, interactive notebooks, puzzles, games and more!

<https://www.teacherspayteachers.com/Store/Smalltowngiggles>

Click on each picture to view the product in [my store](#).



Please read the following;

This product is owned by Rose Hascall. All materials, photographs and products are copyrighted by me, Rose Hascall, the owner and are protected under copyright laws, including the Digital Millennium Copyright Act.

When you purchase a product from my Teachers Pay Teachers store, you are purchasing 1 (one) user license. Sharing with other teachers or others is only permitted if you purchase multiple user licenses. None of the materials in my TPT store may be replicated without my written consent. Any unauthorized reduplication or copyright infringement of Smalltowngiggles' products will be subject to legal action.

Copying any part of this product and placing it on the Internet in any form (even a personal/classroom website) is strictly forbidden and is a violation of the Digital Millennium Copyright Act (DMCA).

"If you download this resource from a website other than Teachers Pay Teachers, please be aware that the person who uploaded it has violated federal copyright law."

Please report such violations to:

<http://www.teacherspayteachers.com/Store/Smalltowngiggles>

Thank you, Rose Hascall
